



ALLY 101

What the heck is this dial thing in my Blackboard class?

What is this Ally thing that she keeps talking about?


- “Blackboard Ally is a revolutionary product that integrates seamlessly into the Learning Management System and focuses on making digital course content more accessible.”
<https://www.blackboard.com/accessibility/blackboard-ally.html>
- What are the main features?
 - Makes Your Course Content Accessible
 - Alternative Formats for Better Quality, Usability & Accessibility of Content, for Everybody
 - Institutional Reporting for the Bigger Picture
 - Instructor-Specific Feedback for More Effective Content to Save Time & Resource
 - Foreign Language Translations (!)

Source MSTRID201ECI | Destination id201 is complete. To access the detailed log, click here

Syllabus

Orange or red? Click on the dial for more info

Build Content Assessments Tools Partner Content

 ID 201 Syllabus

 Course Schedule

Green is good!

- MSTRID201ECI
 - Getting Started
 - Syllabus
 - Course Materials
- COURSE REQUIREMENTS
 - Discussion
 - Tests and Quizzes
- COURSE OUTLINE
 - Week 1: Getting Started
 - Week 2: Setting Yourself Up for Success
 - Week 3: Professional Development
 - Week 4: Managing Your Resources
 - Week 5: Research and Evaluating Sources
 - Week 6: Writing and Citing
 - Week 7: Thinking Ahead

Kris - Now Playing on Pando | Voice - (843) 680-0121 | Steps to Upswing | My Limestone | Syllabus - MSTRID201ECI

https://limestone9.blackboard.com/webapps/blackboard/content/listContentEditable.jsp?content_id=_837750_1&course_id=_17474_1&mode=reset

Apps | Welcome, Kristen ... | JRM | PowerFAids | LC Portal | Limestone College | My Limestone - For... | Benefitfirst | The Le... | Online Teaching Str... | Limestone College... | IRS Data Retrieval T... | NCES | ADP | EC Faculty Informat... | Blackboard Full De...

Limestone College | Kristen Stevenson | My LC Blackboard | Community | System Admin | My Career

MSTRID201ECI | Syllabus | Edit Mode is: ON

Limestone College | Source MSTRID201ECI | Destination id201 is c

Syllabus

Accessibility score: Medium
Click to improve

Hover your mouse over the dial to see notes.
Click for help to improve the accessibility.

ID 201 Syllabus

Course Schedule

Week 1: Getting Started

Week 2: Setting Yourself Up for Success

Week 3: Professional Development

Week 4: Managing Your Resources

Week 5: Research and Evaluating Sources

Week 6: Writing and Citing

Week 7: Thinking Ahead

https://limestone9.blackboard.com/webapps/blackboard/content/listContentEditable.jsp?content_id=_837750_1&course_id=_17474_1&mode=reset#

Limestone College...xlsx | Limestone College...xlsx | Results.html | Pipeline 03-21-2019.xls

12:00 PM 3/27/2019

On an accessibility scale of 0 – 100, where does this document fall?

ID 201: Transition Success

ID 201.

Instructor

Email:

Office:

Office Hours:

Phone:

Course Description: This course will introduce you to Limestone College within the college. It will introduce you to the internet based courses, the available to you at the College. All students in the extended campus must take this course in their first semester. In addition, it is required for all Day transfer students who transfer in more than 24 hours. This course is designed to make your transition to Limestone College easier. You will learn about services available to you as a Limestone College student. **Credit, 3 hours.**

Student Learning Outcomes:

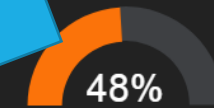
1. Apply appropriate academic strategies to courses and learning experiences
2. Identify strategies to effectively manage time and priorities
3. Develop information literacy skills in academic and non-academic contexts
4. Engage with degree program and campus resources

Materials:

- The Gaslight Student Handbook and a current Academic Catalog. These materials can be found in the Materials folder in Blackboard.
- Limestone email and Blackboard accounts that are checked regularly for class-related information

Standard Limestone Extended Campus Internet Policies

Accessibility score for:
ID 201 Redesigned Syllabus.doc



All issues ⓘ

This document does not have headings

What this means

How to add headings

Upload a version with headings



Drop file to upload
or

Browse

What is wrong?
...and how do I fix it?

What this means

A 'heading' isn't always a heading



Do not only use visual appearance such as text size, bold or underline to mimic a heading. Always use the program's native heading styles to ensure headings are properly marked as headings.

How to add headings

Step 1: Open the original document

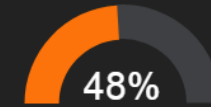
Locate or download the original document. Open it using your preferred software:

[Word for Microsoft Office 2016 >](#)

[Writer for LibreOffice 5.2 >](#)

< Back

 [Help](#)



All issues ⓘ

This document does not have headings

What this means

How to add headings

Upload a version with headings



Drop file to upload
or

Browse

ID 201: Transition Success

ID 201.

Instructor

Email:

Office:

Phone:

Office Hours:

Course Description: This course will introduce you to Limestone College, its mission, and your role within the college. It will introduce you to the internet based courses, the library, and other services available to you at the College. All students in the extended campus must take this course in their first semester. In addition, it is required for all Day transfer students who transfer in more than 24 hours. This course is designed to make your transition to Limestone College easier. You will learn about services available to you as a Limestone College student. **Credit, 3 hours.**

Student Learning Outcomes:

1. Apply appropriate academic strategies to courses and learning experiences
2. Identify strategies to effectively manage time and priorities
3. Develop information literacy skills in academic and non-academic contexts
4. Engage with degree program and campus resources

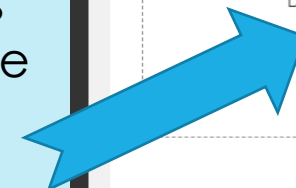
Materials:

- The Gaslight Student Handbook and a current Academic Catalog. These materials can be found in the Materials folder in Blackboard.
- Limestone email and Blackboard accounts that are checked regularly for class-related information

Standard Limestone Extended Campus Internet Policies

Once the document is fixed, simply upload the file.

Done!





**FULL TRAINING
COMING SOON!**